



EW370 Series

Woltman Flow Meters

DN40...300 for Heating and Chilled Water Applications

APPLICATION

Honeywell EW370 Series Woltman flow meters are used for volume measurement of heating or chilled water in hydronic heating and cooling systems. They have a mechanical roller counter with fixed pulse output for connection to an energy calculator, e.g. Honeywell EW500 Series, or remote readout applications. When combined with an EW500 energy calculator they act as flow sensor and provide volume measurement to the energy calculator. When combined with an EW535M0056 pulse to M-Bus converter they can be integrated into an M-Bus network.

SPECIAL FEATURES

- Suitable for horizontal and vertical installation
- Pulse out as standard
- Low pressure loss
- Rugged design for long-term accuracy



TECHNICAL DATA

Media	
Medium:	Water, quality according to VDI2035
Sizes	
Nominal size diameter:	DN40 - 300
Nominal flow qp:	15 - 600 m ³ /h
Operating temperatures	
Medium temperature:	0.1 - 130 °C
Ambient temperature:	5 - 55 °C
Specifications	
Operating pressure:	PN16
Operating pressure range:	0.3 - 16 bar
Pressure loss class:	ΔP10
Protection class:	IP66
Environmental class:	C
Electromagnetic class:	E1
Mechanical class:	M1

Specifications	
Measuring process:	Mechanical counter with Woltman WP type flow measurement
Display:	Six- or seven-digit roller counter
Display:	DN40 - 125: 10 ⁶ m ³ DN150 - 300: 10 ⁷ m ³
Increments:	1 m ³
Acceptable error:	±(3+0.05 qp/q) %, no more than 5 %
Pulse value:	100 litres or 1000 litres
Installation position:	H, V (horizontal, vertical)
Approvals:	MID (Class 3)

Flow Data

Nominal size diameter:	DN	40, 50	65	80	100	125	150	200	250	300
Flow rates according to MID										
Minimum (qi):	m ³ /h	0.6	1	1.6	2.4	4	6	10	40	60
Nominal (qp):	m³/h	15	25	40	60	100	150	250	400	600
Maximum (qs):	m ³ /h	30	50	80	120	200	300	500	800	1.200
Dynamic range:	qp/qi	25	25	25	25	25	25	25	10	10
Additional flow data										
Starting flow:	m ³ /h	0.25	0.3	0.35	0.6	1.1	2	4	8	15
Pulse value:	l/pulse	100	100	100	100	100	100	100	100	1000

CONSTRUCTION

Overview	Components	Materials
	1 Register with roller counter and reed switch	-
	2 Outlet	-
	3 Register cover	Metal
	4 Flow arrow and DN size	-
	5 Housing	Cast iron, painted red, with flanges to EN 1092-2 PN16
	6 Top cover	Cast iron, painted red
	7 Type plate	-
	8 Serial number	-
	9 Pulse cable, length 1.5 m	-
	10 Inlet	-

TRANSPORTATION AND STORAGE

Keep parts in their original packaging and unpack them shortly before use.

The following parameters apply during transportation and storage:

Parameter	Value
Environment:	clean, dry and dust free
Min. ambient temperature:	5 °C
Max. ambient temperature:	55 °C
Min. ambient relative humidity:	5 % *
Max. ambient relative humidity:	95 % *

*non condensing

INSTALLATION GUIDELINES**Setup requirements**

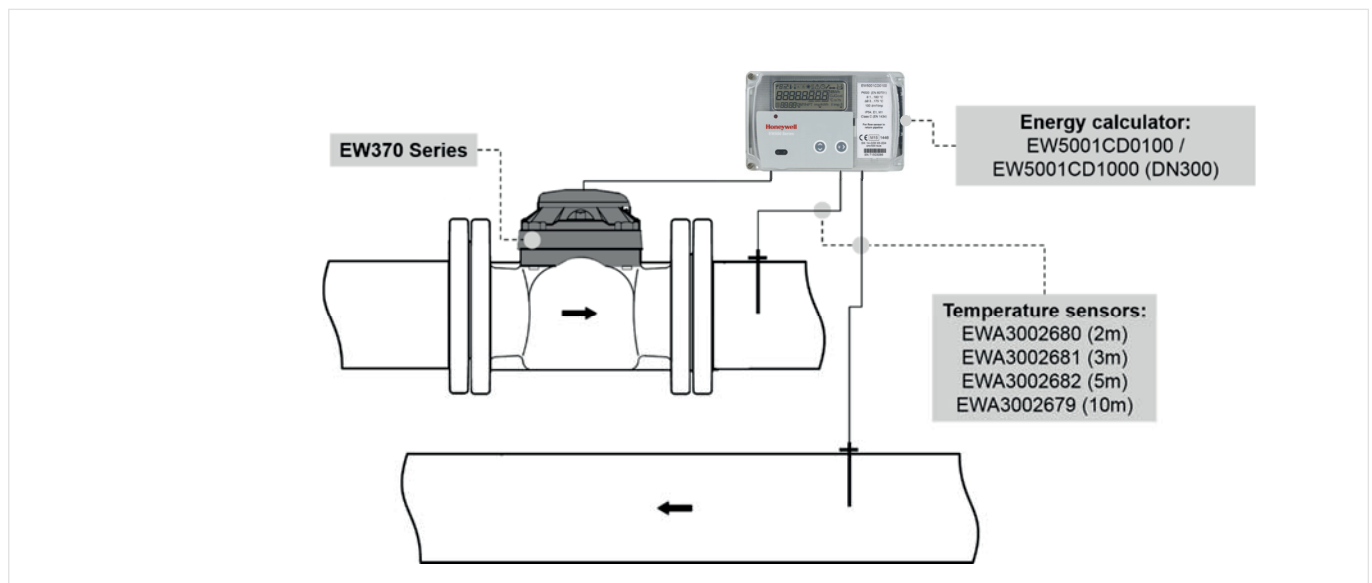
- Calming legs are not required unless bends, pumps or self-acting valves are placed before or after the meter. In such cases calming legs of straight pipe with a minimum length of 6 x DN before and 2 x DN after the meter are required
- All sizes may be installed in either horizontal or vertical position
- The meter must be installed in the right flow direction which is indicated by an arrow on the sensor housing
- The meter must be installed in such a way that the counter faces up or sideways. It must not be installed in such a way that the counter faces downwards
- Avoid installation at highest point of system or system part as air may be trapped in meter
- During measurement meter must be completely filled with water

Remote Readout

EW370 Series flow meters are fitted with a pulse out for connection to energy integrators or remote readout applications. The pulse out cable has a length of 1.5 meter. It is the responsibility of the purchaser and the installers and users of this unit to ensure that it is wired or installed into a secure network which prevents any unauthorized security intrusion or any other external risk.

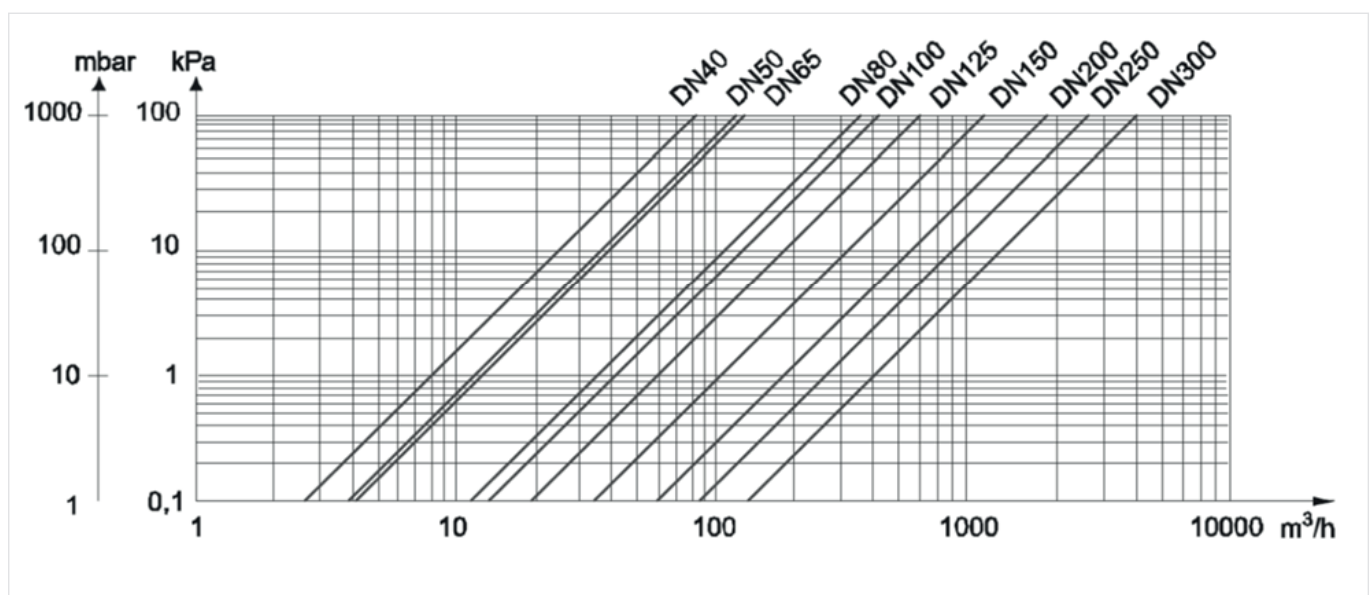
Type:	Reed switch
Connecting power:	max. 10 W
Resistance in closed state:	max. 10 Ω
Resistance in open state:	min. 150 M Ω
Maximum current in closed state:	500 mA
Admissable voltage in open state:	max. 200 V

Installation Example



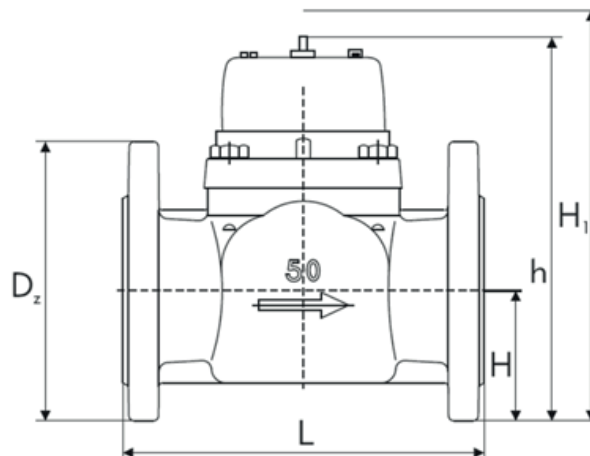
TECHNICAL CHARACTERISTICS

Pressure drop characteristics



DIMENSIONS

Overview



Nominal size diameter:	DN	40	50	65	80	100	125	150	200	250	300
Dimensions:	L	200	200	200	225	250	250	300	350	450	500
	H	177	187	197	219	229	257	357	382	427	497
	H1	277	287	297	239	349	377	582	607	652	722
	h	65	72	83	95	105	120	135	160	193	230
	D	150	165	185	200	220	250	285	340	400	460
Flanges:	Bolt circle Ø	110	125	145	160	180	210	240	295	355	410
	Bolts	4xM16	4xM16	4xM16	8xM16	8xM16	8xM16	8xM20	12xM20	12xM24	12xM24
Weight:	kg	8	10	11	14	16	18	40	51	75	103

Note: All dimensions in mm unless stated otherwise
Height H1 = space required for removal of measuring insert

ORDERING INFORMATION





When ordering, please state ordering number.

Options

Item	Nominal size diameter	Nominal flow qp	Pulse value	Ordering number	Suitable calculator
EW3701A Woltman flow meters for heating and chilled water	DN40	15 m ³ /h	100 litres	EW3701AP4900	EW5001CD0100
	DN50	15 m ³ /h		EW3701AP5000	
	DN65	25 m ³ /h		EW3701AP5600	
	DN80	40 m ³ /h		EW3701AP6500	
	DN100	60 m ³ /h		EW3701AP7300	
	DN125	100 m ³ /h		EW3701AP8100	
	DN150	150 m ³ /h		EW3701AP8500	
	DN200	250 m ³ /h		EW3701AP8900	
	DN250	400 m ³ /h		EW3701AP9100	
	DN300	600 m ³ /h	1.000 litres	EW3701AP9203	EW5001CD1000

ACCESSORIES

Unless stated otherwise accessories are sold in single packs.

	Description	Part No.	
	Pair of Pt500 temperature sensors, Ø 5.2mm (MID approved)		
		Cable length 2 m	EWA3002680
		Cable length 3 m	EWA3002681
		Cable length 5 m	EWA3002682
		Cable length 10 m	EWA3002679
	Energy calculator		
		100 liter per pulse	EW5001CD0100
		1000 liter per pulse	EW5001CD1000
	Modules		
		Pulse to M-Bus Module	EW535M0056
	Immersion pocket		
		EW3701AP4900	2 x EWA3002685
		EW3701AP5000	2 x EWA3002685
		EW3701AP5600	2 x EWA3002685
		EW3701AP6500	2 x EWA3004406
		EW3701AP7300	2 x EWA3004406
		EW3701AP8100	2 x EWA3004406
		EW3701AP8500	2 x EWA3004407
		EW3701AP8900	Not available
		EW3701AP9100	Not available
EW3701AP9203	Not available		

For more information

homecomfort.resideo.com/europe



Ademco 1 GmbH
Hardhofweg
74821 MOSBACH
GERMANY

Phone: +49 6261 810
Fax: +49 6261 81309

Manufactured for and on behalf of the
Pittway Sàrl, La Pièce 4, 1180 Rolle, Switzerland
by its Authorised Representative Ademco 1 GmbH
EN0H-0460GE25 R0319

Subject to change

© 2019 Resideo Technologies, Inc.
The Honeywell Home trademark is used under
license from Honeywell International Inc.

Honeywell Home